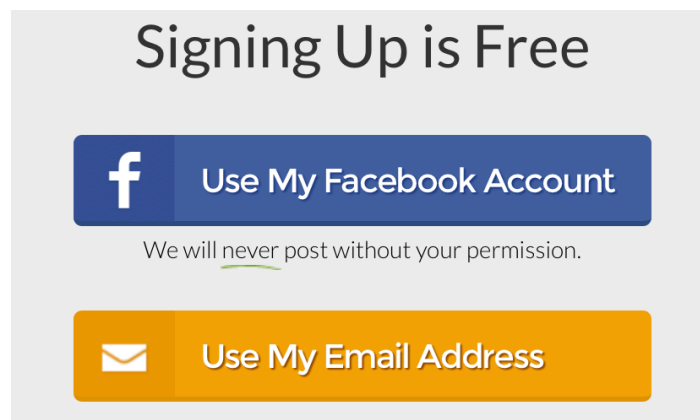


Setting up a GoFundMe page takes just a few minutes and can be a great way to offset your bad fees. Just follow the steps below.

1. Visit <http://gofundme.com> and click the “Sign Up Free” button.



2. Choose the Facebook or email option.







3. Enter the amount you hope to raise, a campaign title, and your zip code.

A form for setting up a GoFundMe campaign. At the top, it says "Hi Rick, enter your goal" with a curved arrow pointing right. Below this is a large green box containing "\$ 1000" in large green font, with "\$ USD" in smaller green font below it. Below the green box are three input fields: "My Campaign Title" with the text "Rick's Band Fees" and a character count "19"; "ZIP or Postal Code" with the text "97140 - Sherwood, OR"; and "Campaign Theme" with a green square icon, the text "Classic GoFundMe Green", and a "SHOW ME" link to the right. A small downward arrow is at the end of the Campaign Theme field.

4. Add a photo and/or video of yourself. You can also just add a photo of your band, if you prefer.

Review your photo



 POSITION
 ROTATE
 REMOVE

[← GO BACK](#)[Save & Continue](#)

5. The next step is where you explain why you are raising money and why your friends and family should help support you financially.

Tell your story

BOLD LINK PHOTO/VIDEO PREVIEW SAVE

It's very important to tell your story. One that's personal, honest, and from the heart.

Provide as much detail as you can. People want to know the whole story.

Be specific about your needs. And give people a reason to help you... right now.

You can do it!

Writing Tips


Campaigns that raise the most money clearly explain:

- ✓ Who you are
- ✓ Who (or what) you're raising money for
- ✓ How the money will be used
- ✓ How soon you need the funds
- ✓ Why this means so much to you
- ✓ How thankful you will be

[← GO BACK](#)[Next](#)

That's all it takes!

The remaining screens will give you the chance to post your campaign to social media (Facebook, Twitter, etc) and you'll also get a campaign link that you can copy/paste into an email.

My campaign link is 

gofundme.com/2sxuavvk

Copy, paste & share your campaign link inside of emails to spread the word.

[< GO BACK](#)[Next](#)

[SET A CUSTOM LINK](#)